

# DOMINO WASH

The atmosphere creator



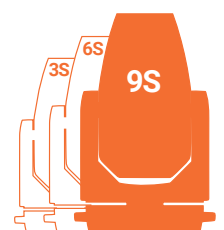
**AYRTON**

Digital Lighting



## DOMINO WASH The atmosphere creator

AYRTON'S first waterproof Fresnel wash light is eager to create incomparable new atmospheres that are mind-bending.





**F**or its first IP65 wash fixture developed for outdoor use, AYRTON has chosen a 210 mm Fresnel lens with a specific optical structure designed to accurately adapt the diffusion level according to your requirements.

This optical combination that favours the use of framing shutter blades or geometric gobos significantly improves colour mix and can produce 10% more light than with a classic Fresnel lens F.O.S.™.



9 Series - Source  
**1000 W - 6500 K**  
ST version

Lumens  
**52,000**  
S version

Zoom aperture  
**6.2° to 75°**

Front Lens  
**210 mm**

Weight  
**52 Kg**



## DOMINO WASH completes the DOMINO trilogy

DOMINO WASH opens up a whole new world of versatility. This luminaire is available in three versions – S, ST or TC – meant to cover all types of stage use.

For shows that need cooler, metallic light, the “Stage” version provides a record luminous flux of 52,000 lumens, a colour temperature of 7000 K and a CRI of 70.

The entirely new “Studio & Theatre” version is fitted with a new monochromatic LED source that delivers light output of 45,000 lumens and a D65 white point that allows perfect colour reproduction with a CRI greater than 80.







## The art of staging

For applications requiring perfect colour rendering, the "True Color" version offers a colour rendering index greater than 95 with extremely high TM30 values and a colour temperature of 6000 Kelvin.


The proprietary optical system of DOMINO WASH delivers a 12:1 zoom ratio and a zoom range of 6.2° at half peak to 75° at one-tenth peak.



12:1 Zoom ratio



210 mm  
Fresnel  
frontal lens



## A machine that invites you to create atmospheres


This new luminaire adopts the complex colour mixing system of HURACÁN WASH, offering a double level of CMY saturation that can obtain 281 trillion colours and a triple corrector for variable colour temperature, allowing subtle adjustment from 2700 K to 15000 K and significant CRI improvement T.C.S.™.

DOMINO WASH is factory-equipped with full features, including a framing section that allows accurate positioning of four shutter blades on a 100% surface area in all positions, so that the user can frame any object regardless of the luminaire's position.

This luminaire will thrust you into breathtaking settings, taking you into universes that are romantic... fantastic... hypnotic... surreal...



DOMINO WASH offers you a world of **ultra-versatility**







**A robust luminaire capable of creating new atmospheres**


## **DOMINO WASH is comfortable on any terrain**

DOMINO WASH is also equipped with a wheel of seven rotating glass gobos, a 15-blade iris diaphragm and an RGB & CMY animation wheel. DOMINO WASH has a liquid cooling system fitted with six submersible fans outside its weatherproof enclosure. An all-terrain luminaire developed for resisting hot or cold weather, wind, rain, hail, sand, dust, DOMINO WASH aims to create unprecedented, incomparable and simply stunning atmospheres. This professional smart luminaire is geared for concerts, performing arts, theme parks, and film shoots. Together with DOMINO PROFILE and DOMINO LT, DOMINO WASH completes an exceptional trilogy.

A collection designed to awaken emotions and evoke incredible sensations. In the endless pursuit of new atmosphere.



**A double level of CMY saturation that can obtain 281 trillion colours**



### Colours



CMY colour mixing system




Variable CTB / CTO / CTP colour temperature correction



CTB Blue Green Orange Blue Red

### Gobos

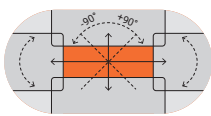
Gobos Ø 30 mm | Image Ø 25 mm



Framing system

Iris diaphragm

Progressive frost



100% surface area




15% to 100% open



0% to 100%

Graphical animation effects wheel



CMY & RGB Colours

Beam shaper

Dimmer

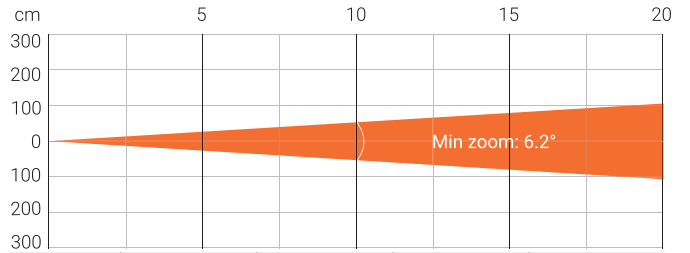
Strobe



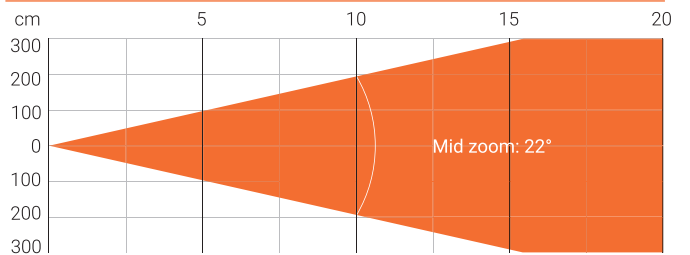
0 to 100 %

1 to 25 fl./sec.

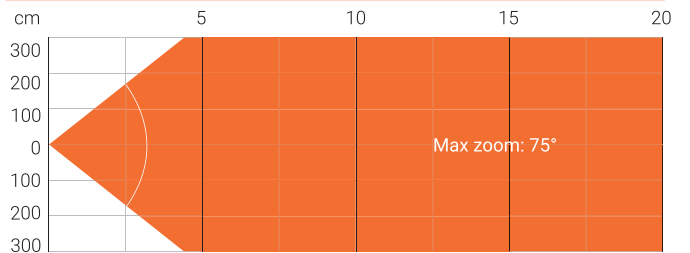
### Photometry



Distance (m)	5		10		15		20	
Unit	lux	Ø	lux	Ø	lux	Ø	lux	Ø
S version	103,726		25,931		11,525		6,483	
ST version	86,994	0.54	21,748	1.08	9,666	1.62	5,437	2.17
TC version	66,557		16,639		7,395		4,160	



Distance (m)	5		10		15		20	
Unit	lux	Ø	lux	Ø	lux	Ø	lux	Ø
S version	13,003		3,251		1,445		813	
ST version	10,809	1.94	2,703	3.89	1,201	5.83	676	7.78
TC version	7,859		1,995		887		499	



Distance (m)	5		10		15		20	
Unit	lux	Ø	lux	Ø	lux	Ø	lux	Ø
S version	2,114		528		235		132	
ST version	1,740	7.67	435	15.35	193	23.02	109	30.69
TC version	1,297		324		144		81	

Version	S version	ST version	TC version
Total Flux (Integrating sphere)	52,000 lm	45,000 lm	33,900 lm
CCT LED Source	8000 (±400K)	6800 (±400K)	6800 (±400K)
CCT Luminaire	7000 (±500K)	6500 (±400K)	6000 (±500K)
Ra Luminaire	70 (±2)	80 (±2)	95 (±2)
TLCI	49	65	97
TM-30	Rf: 72.2 Rg: 92.8	Rf: 81.5 Rg: 92.2	Rf: 91.0 Rg: 100.1

Fan Mode (Noise Level)	S version	ST version	TC version
Auto Mode: 47.8 dBA	50,800 lm	43,400 lm	32,400 lm
Stage Mode: 50.3 dBA	52,000 lm	45,000 lm	33,900 lm
Silence Mode: 39.3 dBA	39,200 lm	32,250 lm	24,200 lm
Super Silence: 34.2 dBA	23,000 lm	18,600 lm	14,400 lm

Note: noise measured at 1m distance, static status, ambient 31dB(A)



## OPTICS

- 13-element 12:1 zoom high-resolution optic system
- Beam aperture: 6.2° (half peak) to 75° (one-tenth peak)
- Fast motorised linear zoom
- Tempered anti-reflective coated lenses
- 210 mm Fresnel frontal lens

## LIGHT SOURCE DOMINO WASH S

- 80,000 lumens white light engine
- Total luminaire output: up to 52,000 lumens (integrating sphere measurement, Fan mode AUTO)
- Colour temperature output: 7000 K
- CRI: greater than 70

## DOMINO WASH ST

- 68,000 lumens white light engine
- Total luminaire output: up to 45,000 lumens (integrating sphere measurement, Fan mode AUTO)
- Colour temperature output: 6500 K
- CRI: greater than 80

## DOMINO WASH TC

- 49,000 lumens white light engine
- Total luminaire output: up to 33,900 lumens (integrating sphere measurement, Fan mode AUTO)
- Colour temperature output: 6000 K
- CRI: greater than 95

## DOMINO WASH (ALL VERSIONS)

- Rated life (L70): up to 40,000 hours
- Flicker-free source management suitable for TV applications and all video-recorded events

## MOVEMENT

- Extremely accurate positioning
- Moving-head operated via either 8- or 16-bit resolution
- High-resolution stepper motors to ensure extreme accuracy and smooth movement
- Pan and tilt automatic repositioning
- Moving-head range: 540° (pan), 270° (tilt)

## COLOURS

- Complex colour mixing system with a double CMY saturation level capable of generating billions colours (patent pending)
- Variable CTB colour temperature correction
- Variable CTO colour temperature correction
- Variable CTP colour temperature correction
- Fixed colour wheel with six complementary colours

## GOBOS

- Indexable rotating gobo wheel with seven high precision glass gobos, plus open position
- Adjustable-speed rotating gobo in both directions
- Gobo diameter: 30.0 mm
- Image diameter: 25.0 mm
- Gobo thickness: 1.1 mm

## FRAMING SYSTEM

- 4 individually positionable barndoors on a 100% surface area in all positions
- Rotation of the barndoors module: +/- 90°

## IRIS DIAPHRAGM

- Fast iris diaphragm with adjustable dynamic effects
- Iris range: 15% to 100% open

## FROST

- 0% to 100% variable linear frost

## EFFECTS

- CMY & RGB colour graphic animation effect-wheel with continuous rotation in both directions
- Indexable de-focusable rotating beam shaping optic

## DIMMER / STROBE

- Electronic dimmer, allowing perfect light adjustment from 0 to 100% without colour variation
- Strobe effect, with speed adjustment from 1 to 25 flashes per second

## SOFTWARE FEATURES

- Local DMX addressing of luminaire and optional parameters through its built-in LCD control panel
- Remote DMX addressing of luminaire and optional parameters through a standard RDM DMX controller
- Information menu including hour counter, temperature, software version

## HARDWARE FEATURES

- Graphic LCD display for addressing and special functions settings, with flip function
- 5 menu buttons to set functions
- Excess temperature protection
- Integrated wireless CRMX TiMo RDM receiver from LumenRadio
- IP65 XLR 5 pin male and female connectors for DMX connection
- IP65 RJ45 IN / OUT connectors for ArtNet connection
- IP65 PowerCON TRUE1 male connector for power connection

## CONTROL

- DMX 512 protocol, through DMX cable or a wireless system
- DMX-RDM compatible
- Stand-alone mode and Master/Slave modes
- ArtNet & sACN protocol through Ethernet cable
- Local control panel, with IP65 LCD display
- Choice of 3 DMX modes (from 37 to 61 DMX channels)

## POWER SUPPLY

- Electronic supply with active PFC
- 120 to 240 Volts – 50/60Hz
- Power: 1,600 W maximum

## COOLING SYSTEM

- Advanced liquid cooling system
- IP68 Self-adjusting variable speed fans for quiet operation (Auto mode)
- Selectable ventilation user modes including Super Silent Mode
- Safety protection against excess temperature

## HOUSING

- Moving-head skeleton made of aluminium and steel metal plates
- Base in die-cast aluminium
- Heatsinks in aluminium and copper
- Moulded covers in self-extinguishing fire retardant ABS PC (V0 class)
- Two-side handles for transportation
- Four heavy-duty feet for better stability
- IP65 protection rating
- Exterior finish: black (Carbon)

## INSTALLATION

- Fastening bracket system: two Omega ¼ turn brackets designed for use with standard clamps
- Mounting points: eight ¼ turn locking fittings allowing installation of Omega brackets on luminaire
- Safety cable attachment point

## OPERATING PARAMETERS

- Operating positions: all (device on floor or fixed to a support)
- Maximum permitted ambient temperature (Ta max): 45° C (113° F)
- Minimum permitted ambient temperature (Ta min): -20° C (-4° F)
- Minimum usage distance: 2.0 m (6.56 ft.)

## COMPLIANCE

### EU (EMC & LVD):

- EMC Directive 2014/30/EU
- LVD Directive 2014/35/EU

### US (SAFETY & EMC)

- UL 1573
- FCC Part 15, Subpart B:2018

## SIZE

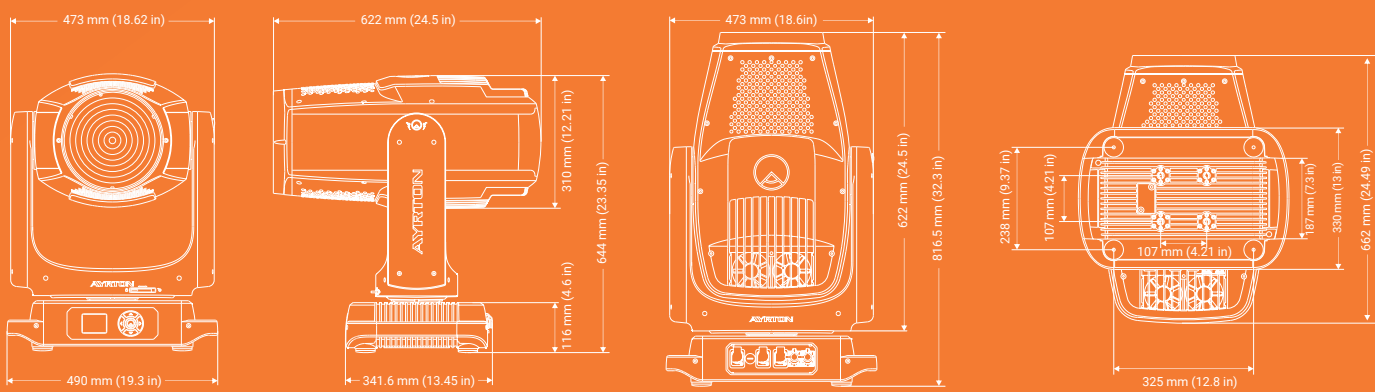
- Product: 490 x 821 x 330 mm (l x h x d)
- Flight-case foam: 715 x 665 x 555 mm (l x h x d)

## WEIGHT

- Product: 52 kg

## PRODUCT CODES

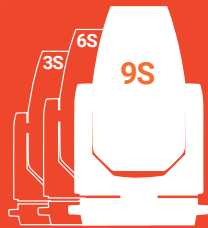
- 012880: DOMINO WASH S - CLASSICAL IP65 9 SERIES
- 012883: DOMINO WASH ST - CLASSICAL IP65 9 SERIES
- 012885: DOMINO WASH TC - CLASSICAL IP65 9 SERIES





**AYRTON**

Digital Lighting



[www.ayrton.eu](http://www.ayrton.eu)

02.2023